

HSM *SERIES*

HIGH FLOW FORESTRY MULCHER

Industrial land developing contractor's choice for high flow skid steers with an appetite for thick timber, wide coverage, and who take pride in performance and a consistent, picturesque, finished product. Made to be the most durable, no-nonsense skid steer unit on the market.



**SCAN HERE
TO VIEW IN
3D + AR**



60 OR 72"
CUTTING WIDTH

HIGH FLOW
SKID STEERS












PROMACEQUIPMENT.CA /HSM

KEY SPECS:

HSM 60

HSM 72

	SKID STEER RATING
	CUT WIDTH (INCHES)
	MIN. WEIGHT (POUNDS)
	STD. MOTOR TYPE
	STD. MOTOR SIZE (CC)
	AVG. FLOW RANGE (GPM)
	MIN. PRESSURE (PSI)
	SUGGESTED DRUM SPEED (RPM)
	SUGGESTED MIN. CARRIER (HP)

HIGH FLOW
60
2300
VARIABLE DISPLACEMENT
107
38-52
4000
2600
100

HIGH FLOW
72
2600
VARIABLE DISPLACEMENT
107
40-52
4000
2600
120

INDUSTRIAL CONTRACTOR'S CHOICE



BUILD & COMPONENTS

STANDARD

"CHIP PRODUCTION
ROTOR" DRUM TYPE

PROPORTIONAL
SHIFT

OPTIONAL

CHIPPER, BEAVER
OR DOUBLE CARBIDE

"FIXED TOOTH ROTOR"
DRUM TYPE

DESIGN

17" FRONT
EXPOSED DRUM

EASILY ACCESSIBLE
SERVICE POINTS

REPLACEABLE WEAR
SHOES

REPLACEABLE LINER
& ANVILS

USE CASES

RIGHT-OF-WAY CLEARING

INDUSTRIAL PROPERTY
DEVELOPMENT

INDUSTRIAL MAINTENANCE



1-833-577-1847



PROMACEQUIPMENT.CA

